

0107

G-3

SECRET

G-2 PERIODIC REPORT

From: 152100 July 1944  
To : 162100 July 1944  
35th Inf Div  
162100 July 1944

No. 9

Maps: France 1/25,000. Sheets ST JEAN DE DAYE, ST LO.

1. ENEMY SITUATION AT END OF PERIOD:
  - a. Enemy front line--Enemy continues to hold strong points in W sector. See overlay for enemy front line in E sector.
  - b. Defensive organization--see overlay.
  - c. Units in contact - No new units were identified in our front during the period. It is now believed that the 2nd Bn of the 897th Inf recently identified on our front was brought up to reinforce the 1st Bn of the 897th which has undergone severe losses.
  - d. Reserves and other forces capable of intervention - No change.
  - e. Supply and evacuation establishments - See overlay.
2. ENEMY OPERATIONS DURING PERIOD
  - a. General summary - Enemy continued hedgerow to hedgerow defense.
  - b. Operations of component elements:
    1. Artillery - Medium intense artillery fire fell over the front areas during the period.
    2. Infantry - Continued hedgerow to hedgerow defense with medium intense mortar fire and heavy automatic weapon fire.
  - c. Miscellaneous - See attached order issued by the commander of the enemy troops in our sector. See also attached as an annex an overlay showing enemy mine field locations.
3. MISCELLANEOUS
  - a. Unknown number of enemy dead. 130 prisoners were taken during period. Total for operation 365.
  - b. Weather - Overcast tomorrow morning with little change in temperature.
  - c. Password - AMATEUR reply THEATRE from 1200 17 July to 1200 18 July.
4. ENEMY CAPABILITIES: No change.

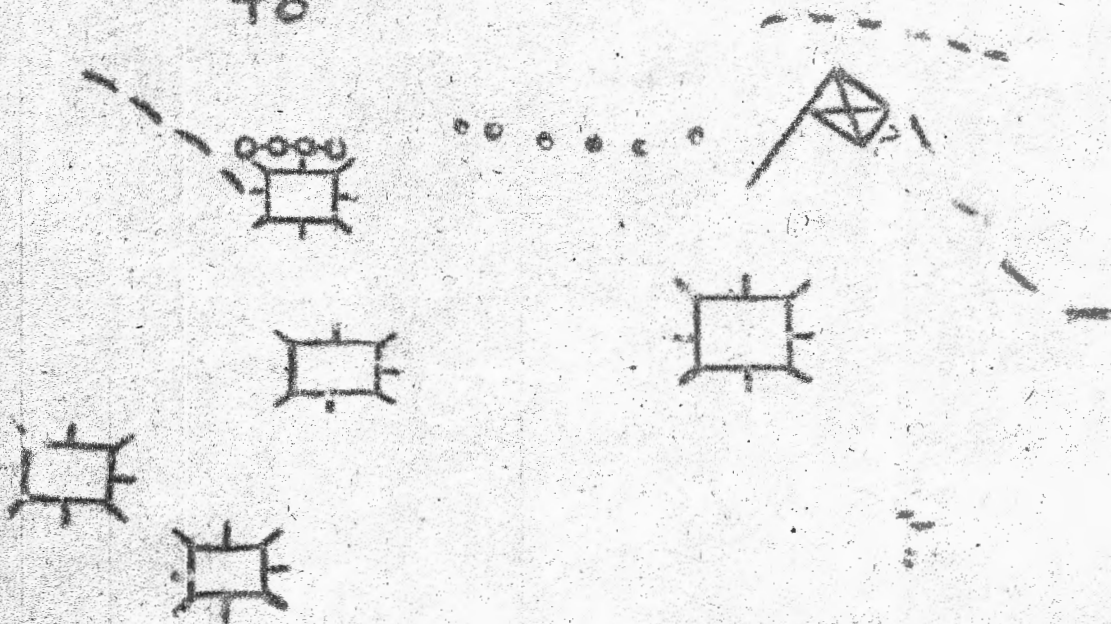

JOHN T. HOYER  
Lt Col, G-2/C  
AC of S, G-2

SECRET


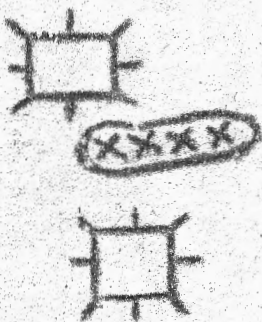
17 Jul

#9


DECLASSIFIED  
Authority 135017  
By 13 HWA, DAB



Sup







This Order Was Issued By The Commander, Battle Group Kentner,  
Which Is On Our Front.

Combat Team Kentner

Place of Operation  
24 June 1944

### Special Order

This is the first time this unit fights as a combat team and they  
should be given special instructions.

#### 1. Entrenching:

Against us will be used mortars, artillery and bombs and the  
only protection for personnel and ammunition is entrenching. He should  
build a fox hole deep enough for protection against tanks and be able  
to use your rifle and have room for enough ammunition.

#### 2. Camouflage:

S.O.P. on camouflage and is same as ours.

#### 3. Alternate Positions:

All weapons will be set up in depth. One position must cover  
the other. Everybody must know whom he covers. All heavy caliber must  
be able to cross fire.

#### 4. Fire Plan and Fire Tactics:

Everyplace on MIA must be covered; machine gun positions cover  
only flanks.

a. To have more fire power.

b. Not to be detected easily.


c. To make use of the rapid fire power.

These guns should be covered by other positions. Snipers  
will have a good field of operations. They are not to shoot unless they  
are positive they can hit the enemy so as not to give away his position  
if he should miss. This point should be particularly stressed to every  
man.

#### 5. Smokescreens:

The enemy is using smokescreens in his operations. You should  
wear your gas mask when they are using it because it makes you a little  
sick in the stomach, but it is not serious. Do not be afraid of the  
smokescreen (This to be stressed to all men). The enemy will not wear  
his gas mask because he will use the smoke as cover in advancing. You  
are strictly forbidden to fire into the smokescreen. The positions of  
the MIA are so covered that it will be very easy to detect the enemy  
in the smoke by ear or by eye. When sure of identity open fire, aim  
well at every visible figure, stay in your position even if you cannot  
recognize who is in front of you. Every man is forbidden to leave his  
position, except messengers.





#### 6. Tanks:

Be on the alert every moment for the appearance of enemy tanks. This point should be stressed to every single man. He should be told that the man in the tank has only a limited amount of visibility. The man in the fox hole will not be observed if his hiding place is well concealed. We have enough weapons to take care of them at close range. Those weapons are: the Faustpatronen (Reedlers anti-tank grenade discharge) The Ofenrohr (Bazooka) If possible let them get close or behind you and then open fire. Do not lose your head. Have a good concealed position, be calm and aim well. Make sure you have a good field of fire to both sides and in back of you, so that if the tank passes by you, you will have the opportunity to fire at one of its weak points.

Instructions for machine runners and riflemen: - It is useless to fire at tanks unless they are accompanied by troops, then fire so as to isolate the troops from the tanks. Then you will be able to fire at the tanks and troops separately. It has been found from past experience that the American troops are cowardly. Any of our organized resistance will stop their attacks. Just remember two things: they are: build a good concealed fox hole, be calm and have a good aim and use all your weapons.

#### 7. Counterattack:

On account of the bad morale of our enemy every counterattack was successful. The attack should be made with such speed that the enemy will be unable to get his heavy weapons into position. Surprise is an important weapon.

#### 8. Air Superiority:

Every movement of heavy vehicles will be forbidden to move between the hours of 0630 and 2300 because of the enemy's air superiority. On rainy days the time of vehicle movements will be different and will be announced later according to the enemy air activity, they will always be on the alert for enemy planes. Heavy vehicles are forbidden to use main roads without plenty of trees for cover.

#### 9. Movements in the forward line:

In the daytime all movements in the forward lines are forbidden unless behind cover of hedres or ridges. Food can only be brought up during the night or under complete cover. In the front line you will have only the necessary outposts, which will move only by night.

#### 10. Firing at enemy planes:

I forbid anyone to shoot on any airplane unless clearly recognized as a dive-bombing attack, then using the following weapons:

- a. Three 20mm AA guns or combined fire of a platoon or six light machine guns - For planes up to 300 meters high or in horizontal position.
- b. One platoon or three light machine guns - For planes up to 100 meters high or in horizontal position.

Troops in front lines will not fire so as not to give away their positions.

11. This order will be issued to all units in the command not later than the night of the 25th of June before moving into the MLR. For rear echelon troops the night of the 27th of June.

No signature